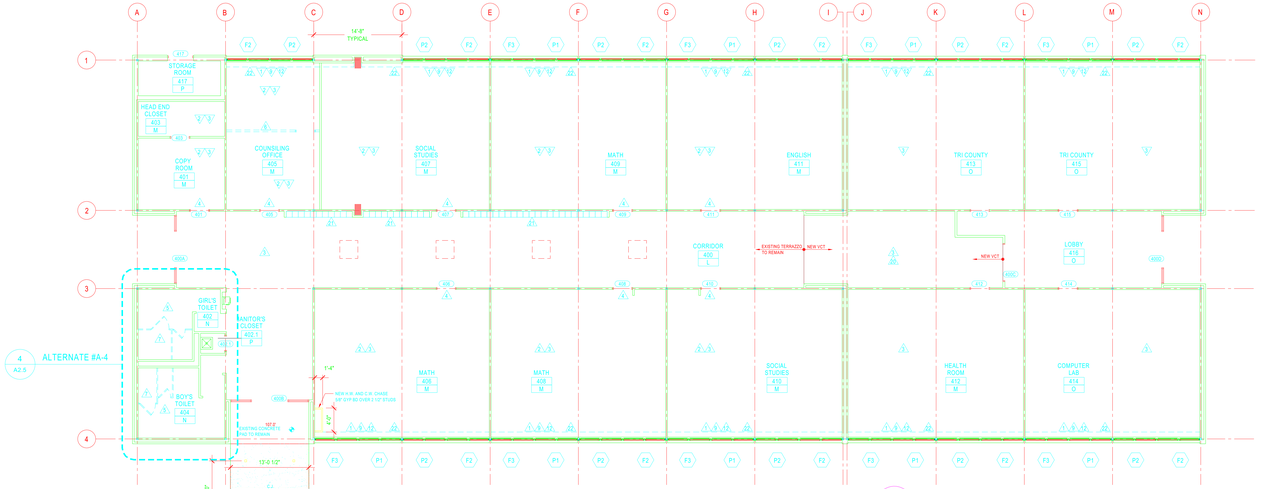

1 A4 BUILDING "B" FLOOR PLAN
1/8"=1'-0"

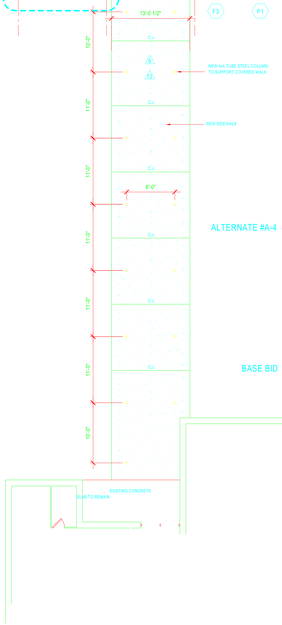

DEMOLITION NOTES

1. REFER TO MECHANICAL, ELECTRICAL AND PLUMBING DRAWINGS FOR DEMOLITION ITEMS RELATED TO THESES DISCIPLINES.
2. PATCH AND REPAIR REMAINING FLOORS, WALLS AND CEILINGS TO MATCH EXISTING CONDITIONS.

ALTERNATE #A-4

- REMOVE EXISTING ALUMINUM WINDOWS (INCLUDING EMBOSSED ALUMINUM PANELS)
- REMOVE EXISTING CARPET REMOVE EXISTING VCT UNDERLAYMENT
- REMOVE EXISTING LIGHT FIXTURES REFER TO ELECTRICAL DWGS.
- REMOVE EXISTING DOORS AND HARDWARE EXISTING FRAMES TO REMAIN
- REMOVE EXISTING PLUMBING FIXTURES
- REMOVE EXISTING WALL
- REMOVE EXISTING TOILET PARTITIONS
- REMOVE EXISTING COVERED WALK
- REMOVE EXISTING WALK-IN FREEZER/COOLER REMOVE EXISTING FLOOR SLAB
- REMOVE EXISTING COOLER/FREEZER DOORS
- REMOVE EXISTING SIDEWALK
- REMOVE EXISTING BRICK BENCH
- REMOVE EXISTING DOOR AND FRAME
- REMOVE EXISTING CASEWORK
- RELOCATE EXISTING BOOK SHELVES
- REMOVE EXISTING FUME HOOD AND BASE CABINET
- REMOVE EXISTING TILE FLOOR AND CONCRETE SLAB
- REMOVE EXISTING VCT FLOOR COVERING AND FRITZ TILE
- REMOVE EXISTING LOCKERS - ALTERNATE #A-2b. PAINT, PATCH AND REATTACH PLYWOOD PANELING ABOVE LOCKERS

BASE BID

- REMOVE SECTION OF EXISTING WALL FOR UNIT VENTILATOR LOUVER SEE SECTION 1/A14 AND MECHANICAL DWGS FOR SIZE
- REMOVE EXISTING FIN TUBE RADIATION UNITS SEE MECHANICAL DRAWINGS
- REMOVE EXISTING WINDOW A.C. UNITS TURN OVER TO OWNER. PATCH OPENING

FINISH SCHEDULE

FINISH 1 — INDICATES RM. NO.; A — INDICATES FINISH

	NO	A	B	C	D	E	F	G	H	I	J	K	L	M	N	O	P
FLOORS	1												•				
	2																
	3													•			
	4																
	5														•		
	6																
	7															•	
	8																
	9																•
	10																
BASES	11																
	12																
	13																
	14												•	•			
	15														•		
	16														•		
	17																•
WALLS	18												•			•	
	19																
	20																
	21														•		
	22													•			•
	23																
CEILINGS	24														•		
	25													•		•	
	26												•				
	27																
	28																•

BUILDING "A" — BASE BID; CAFETERIA/GYM — BASE BID, ALTERNATE #A-4

NOTE: REPLACE DAMAGED TILE IN THE HANDICAP STALL OF THE BOY'S ROOM.

ANDREWS HIGH SCHOOL
ADDITIONS AND RENOVATIONS
Andrews, N.C.

PADGETT & FREEMAN ARCHITECTS, P.A.
ARCHITECTURE PLANNING INTERIORS
30 Choctaw Street Asheville, NC 28801 828/254-1993

Drawing
BUILDING "B" FLOOR PLAN

Date
JANUARY 30, 2004

Sheet
A4

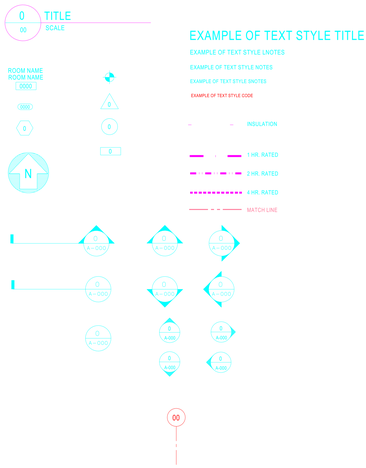

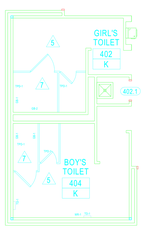

P&F_GeneralSymbols.dwg
Update 5/29/2001

0 TITLE
00 SCALE

EXAMPLE OF TEXT STYLE TITLE

EXAMPLE OF TEXT STYLE LNOTES

EXAMPLE OF TEXT STYLE NOTES

EXAMPLE OF TEXT STYLE SNOTES

EXAMPLE OF TEXT STYLE CODE

INSULATION

1 HR. RATED

2 HR. RATED

4 HR. RATED

MATCH LINE

00

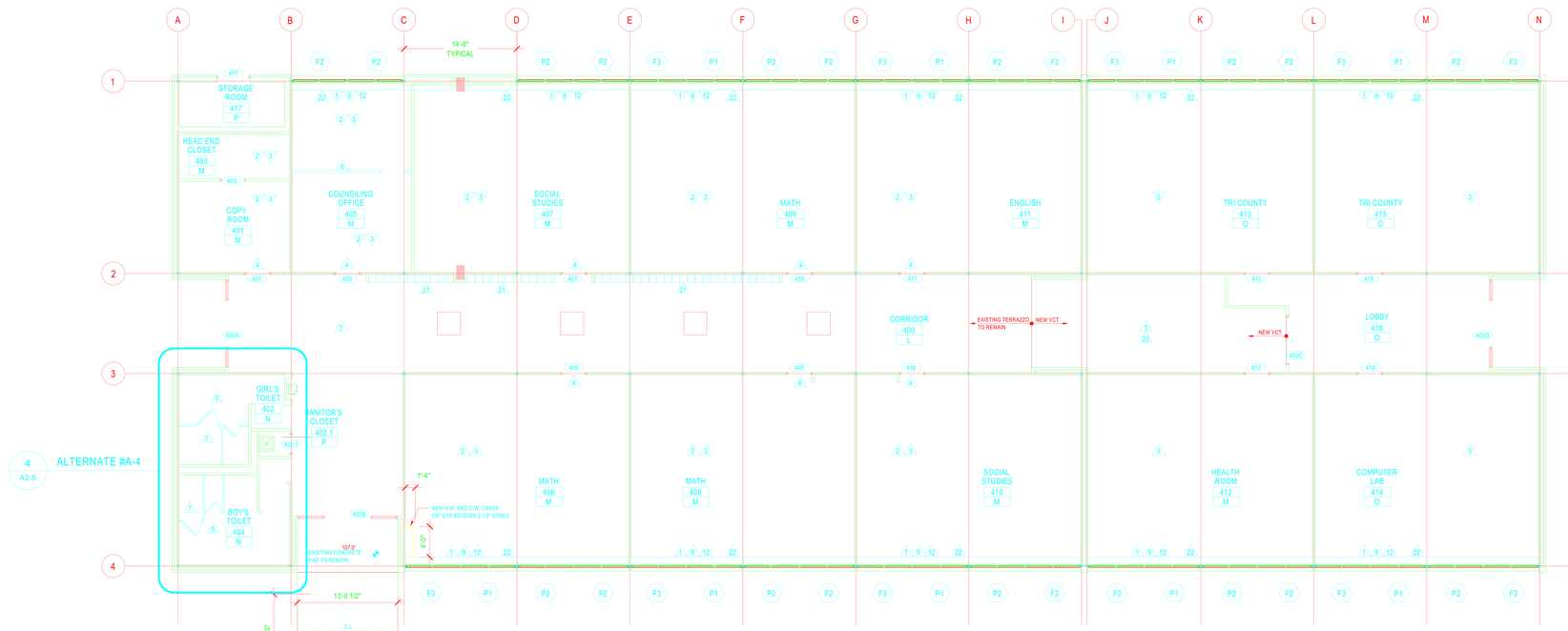

DEMOLITION NOTES

1. REFER TO MECHANICAL, ELECTRICAL AND PLUMBING DRAWINGS FOR DEMOLITION ITEMS RELATED TO THESES DISCIPLINES.
2. PATCH AND REPAIR REMAINING FLOORS, WALLS AND CEILINGS TO MATCH EXISTING CONDITIONS.

ALTERNATE #A-4

1. REMOVE EXISTING ALUMINUM WINDOWS (INCLUDING EMBOSSED ALUMINUM PANELS)
2. REMOVE EXISTING CARPET REMOVE EXISTING VCT UNDERLAYMENT
3. REMOVE EXISTING LIGHT FIXTURES REFER TO ELECTRICAL DWGS.
4. REMOVE EXISTING DOORS AND HARDWARE EXISTING FRAMES TO REMAIN
5. REMOVE EXISTING PLUMBING FIXTURES
6. REMOVE EXISTING WALL
7. REMOVE EXISTING TOILET PARTITIONS
8. REMOVE EXISTING COVERED WALK
10. REMOVE EXISTING WALK-IN FREEZER/COOLER REMOVE EXISTING FLOOR SLAB
11. REMOVE EXISTING COOLER/FREEZER DOORS

BASE BID

22. REMOVE SECTION OF EXISTING WALL FOR UNIT VENTILATOR LOUVER SEE SECTION 1/A14 AND MECHANICAL DWGS FOR SIZE
12. REMOVE EXISTING FIN TUBE RADIATION UNITS SEE MECHANICAL DRAWINGS
9. REMOVE EXISTING WINDOW A.C. UNITS TURN OVER TO OWNER. PATCH OPENING
13. REMOVE EXISTING SIDEWALK
14. REMOVE EXISTING BRICK BENCH
15. REMOVE EXISTING DOOR AND FRAME
16. REMOVE EXISTING CASEWORK
17. RELOCATE EXISTING BOOK SHELVES
18. REMOVE EXISTING FUME HOOD AND BASE CABINET
19. REMOVE EXISTING TILE FLOOR AND CONCRETE SLAB
20. REMOVE EXISTING VCT FLOOR COVERING AND FRITZ TILE
21. REMOVE EXISTING LOCKERS - ALTERNATE #A-2b. PAINT, PATCH AND REATTACH PLYWOOD PANELING ABOVE LOCKERS

FINISH SCHEDULE

FINISH 1 INDICATES RM. NO. / A INDICATES FINISH

		NO	A	B	C	D	E	F	G	H	I	J	K	L	M	N	O	P
FLOORS	EXISTING TERRAZZO FLOOR TO REMAIN	1												•				
	NEW CARPET	2																
	NEW VCT	3													•			
	NEW CERAMIC TILE	4																
	EXISTING CERAMIN TILE TO REMAIN	5														•		
	CLEAN AND SEAL EXISITNG CONCRETE SLAB	6																
	EXISTING CARPET TO REMAIN	7															•	
	EXISTING GYM FLOOR TO REMAIN	8																
	NO WORK	9																•
		10																
BASES	EXISTING 1X4 WOOD BASE TO REMAIN	11																
	NEW 1X4 WOOD BASE TO MATCH EXISTING	12																
	CERAMIC TILE	13																
	RUBBER	14												•	•			
	EXISTING RUBBER BASE TO REMAIN	15															•	
	EXISTING CERAMIN TILE TO REMAIN	16														•		
	NO WORK	17																•
WALLS	PAINT EXISTING BRICK	18												•			•	
	NEW CERAMIC TILE	19																
	EXISTING TO CERAMIC TILE REMAIN	20																
	PAINTED GYP BD	21														•		
	NO WORK	22													•			•
	PAINT EXISTING BRICK / PAINT NEW GYP. BD.	23																
CEILINGS	PAINT EXISTING PLASTER CEILING	24														•		
	24X24 CEILING TILE	25													•		•	
	EXISTING PLASTER CEILING	26												•				
	PAINT EXISTING GYM CEING AND JOIST	27																
	NO WORK	28																•

BUILDING "A" — BASE BID

CAFETERIA/GYM — BASE BID; ALTERNATE #A-4

NOTE: REPLACE DAMAGED TILE IN THE HANDICAP STALL OF THE BOY'S ROOM.